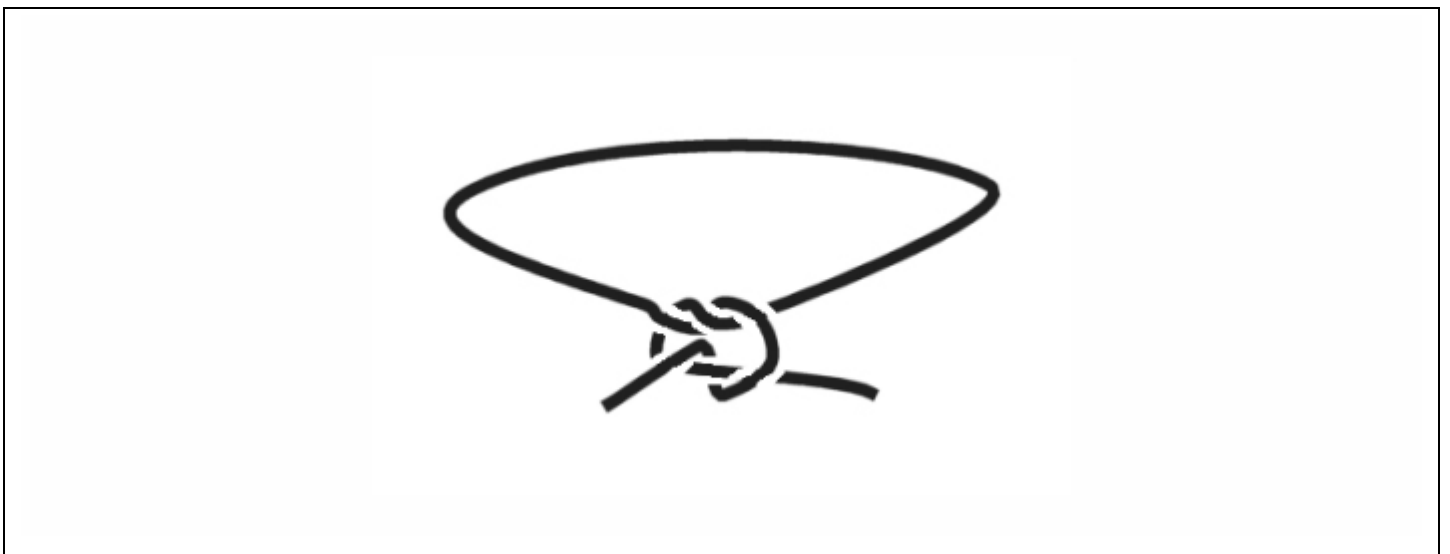


# square knot

by **jeanpower**

Learn how to tie a secure knot to use in your beadwork and jewellery making



## Materials

- Thread, cord or beading elastic

## Tips

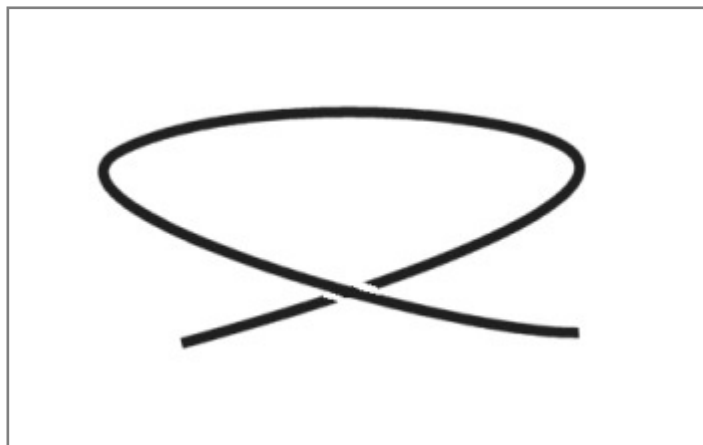
Also known as a reef knot, this is a secure variation on a granny knot.

This knot can be used to tie two separate ends of thread, cord or elastic together or to join the ends of one piece.

1. Lay the left hand end over the right.

### Tip


You can choose to start with the right or left hand thread, but you must ensure whichever end you start with, you use the other end in step 3.



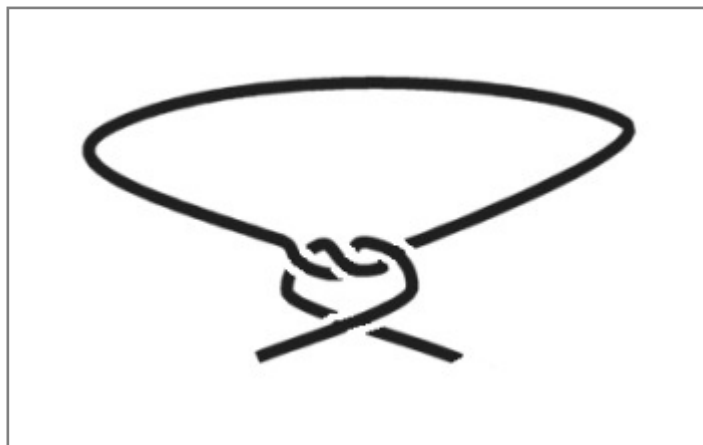
2. Then pull it up through the centre.

### Tip

You can add another level of security by repeating this so that this ends wraps around twice.



3. Bring the right hand end over the left.



4. Then pull it up through the centre.

